

Safe-T-Vue[®] 10

Temperature Indication: 10°C

Use for Transport < 10°C

RBCs, Whole Blood, and Plasma

Cost-effective, Reliable, and Simple

Irreversible Temperature Indicators

- For transport
- Red blood cells, whole blood, and plasma
- Indication temperature 10°C
- Allows identification of heat-exposed blood products for disposal upon return
- Promotes requirements of accountability during transport

◆ Cost-effective monitoring and quality control

Safe-T-Vue[®] 10 is a heat-sensitive indicator that easily adheres directly to blood bags. It is ideally suited for use by blood banks and transfusion services to maintain quality control in transport of blood products.

Proven to improve compliance

- ◆ Safe-T-Vue 10 changes color from white to red when the blood has reached or exceeded 10°C. Because it is irreversible, Safe-T-Vue will indicate that a high temperature excursion occurred, even if the blood product is re-cooled to below 10°C.

Promotes accountability during transport

- ◆ As long as the indicator remains white, blood may be stored for future use*. Valuable and costly blood products can be preserved.

*AABB standards for blood banks and transfusion services, and 21 CFR 600.15 Code of Federal Regulations for temperatures during shipment for biological products.

< 9°C




≈ 9.5°C



Cool or Use Immediately

≥ 10°C



✗ Do Not Use

TEMPTIME

Protecting Patients • Reducing Risk™

116 The American Road
Morris Plains, NJ 07950 USA


info@temptimecorp.com
973-630-6050
temptimecorp.com

(formerly William Laboratories)

Safe-T-Vue[®] 10

Irreversible Temperature Indicators

Video Instructions



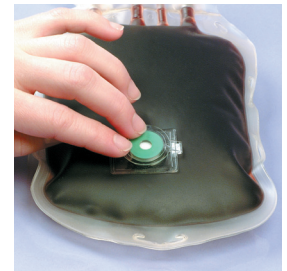

Video instruction on the website:
www.williamlabs.com

Cost-effective, Reliable, and Simple

Safe-T-Vue is applied directly to the blood bag or product to provide direct-contact temperature monitoring.

Five Simple Steps:

1. Remove the blood bag and Safe-T-Vue from the refrigerator.
2. Remove label to expose adhesive.
3. Attach Safe-T-Vue directly to blood bag.
4. Peel foil back to expose RED and WHITE rounds.
5. Fold the white round into red round and press firmly together to activate.



Packaging

- Boxes of 50
- Cases of 200 (4 boxes of 50 indicators each)

Product No.

7201-50
7201-200

Documentation

- Each box is stamped with lot number and expiration date
- All shipments contain QA documentation, also available for download on our website
- Editable validation procedures can be downloaded from our support page to allow for easy customization to your facility's validation procedures

TEMPTIME

Protecting Patients • Reducing Risk™

116 The American Road
Morris Plains, NJ 07950 USA

info@temptimecorp.com
973-630-6050
temptimecorp.com

(formerly William Laboratories)